

# FORM NO. MGT-7

[Pursuant to sub-Section(1) of section 92 of the Companies Act, 2013 and sub-rule (1) of rule 11of the Companies (Management and Administration) Rules, 2014]



## Annual Return

Form language ☒ English ☐ Hindi

Refer the instruction kit for filing the form.

### I. REGISTRATION AND OTHER DETAILS

(i) \* Corporate Identification Number (CIN) of the company

U74899DL1986PTC023532

Pre-fill

Global Location Number (GLN) of the company

\* Permanent Account Number (PAN) of the company

AAACR1294C

(ii) (a) Name of the company

RATNA SAGAR PRIVATE LIMITE

(b) Registered office address

VIRAT BHAWAN DR MUKHERJEE NAGAR  
COMMERCIAL COMLEX  
DELHI  
Delhi  
110009

(c) \*e-mail ID of the company

rsagar@ratnasagar.com

(d) \*Telephone number with STD code

01147038000

(e) Website

www.ratnasagar.com

(iii) Date of Incorporation

04/03/1986

| (iv) | Type of the Company | Category of the Company   | Sub-category of the Company   |
|------|---------------------|---------------------------|-------------------------------|
|      | Private Company     | Company limited by shares | Indian Non-Government company |

(v) Whether company is having share capital

☒ Yes ☐ No

(vi) \*Whether shares listed on recognized Stock Exchange(s)

☐ Yes ☒ No

(vii) \*Financial year From date 01/04/2015 (DD/MM/YYYY) To date 31/03/2016 (DD/MM/YYYY)

(viii) \*Whether Annual general meeting (AGM) held ☒ Yes ☐ No

(a) If yes, date of AGM 30/09/2016

(b) Due date of AGM 30/09/2016

(c) Whether any extension for AGM granted ☐ Yes ☒ No

## II. PRINCIPAL BUSINESS ACTIVITIES OF THE COMPANY

\*Number of business activities 1

| S.No | Main Activity group code | Description of Main Activity group | Business Activity Code | Description of Business Activity                              | % of turnover of the company |
|------|--------------------------|------------------------------------|------------------------|---|------------------------------|
| 1    | J                        | Information and communication      | J1                     | Publishing of Newspapers, Books, periodicals, etc. activities | 100                          |

## III. PARTICULARS OF HOLDING, SUBSIDIARY AND ASSOCIATE COMPANIES (INCLUDING JOINT VENTURES)

\*No. of Companies for which information is to be given 0

Pre-fill All

| S.No | Name of the company | CIN / FCRN | Holding/ Subsidiary/Associate/ Joint Venture | % of shares held |
|------|---------------------|------------|--|------------------|
| 1    |                     |            |  |                  |

## IV. SHARE CAPITAL, DEBENTURES AND OTHER SECURITIES OF THE COMPANY

### (i) \*SHARE CAPITAL

(a) Equity share capital

| Particulars                               | Authorised capital | Issued capital | Subscribed capital | Paid up capital |
|---|--------------------|----------------|--------------------|-----------------|
| Total number of equity shares             | 200,000            | 200,000        | 200,000            | 200,000         |
| Total amount of equity shares (in Rupees) | 20,000,000         | 20,000,000     | 20,000,000         | 20,000,000      |

Number of classes

1

| Class of Shares         | Authorised capital | Issued capital | Subscribed capital | Paid up capital |
|-------------------------|--------------------|----------------|--------------------|-----------------|
| Equity Share            |                    |                |                    |                 |
| Number of equity shares | 200,000            | 200,000        | 200,000            | 200,000         |

|   |            |            |            |            |
|---|------------|------------|------------|------------|
| Nominal value per share (in rupees)       | 100        | 100        | 100        | 100        |
| Total amount of equity shares (in rupees) | 20,000,000 | 20,000,000 | 20,000,000 | 20,000,000 |

**(b) Preference share capital**

| Particulars                                   | Authorised capital | Issued capital | Subscribed capital | Paid-up capital |
|---|--------------------|----------------|--------------------|-----------------|
| Total number of preference shares             | 0                  | 0              | 0                  | 0               |
| Total amount of preference shares (in rupees) | 0                  | 0              | 0                  | 0               |

Number of classes

0

| Class of shares                               | Authorised capital | Issued capital | Subscribed capital | Paid up capital |
|---|--------------------|----------------|--------------------|-----------------|
|   |                    |                |                    |                 |
| Number of preference shares                   |                    |                |                    |                 |
| Nominal value per share (in rupees)           |                    |                |                    |                 |
| Total amount of preference shares (in rupees) |                    |                |                    |                 |

**(c) Unclassified share capital**

| Particulars                         | Authorised Capital |
|-------------------------------------|--------------------|
| Total amount of unclassified shares | 0                  |

**(d) Break-up of paid-up share capital**

| Class of shares                               | Number of shares | Total nominal amount | Total Paid-up amount | Total premium |
|---|------------------|----------------------|----------------------|---------------|
| <b>Equity shares</b>                          |                  |                      |                      |               |
| <b>At the beginning of the year</b>           | 200,000          | 20,000,000           | 20,000,000           |               |
| <b>Increase during the year</b>               | 0                | 0                    | 0                    | 0             |
| i. Public Issues                              | 0                | 0                    | 0                    | 0             |
| ii. Rights issue                              | 0                | 0                    | 0                    | 0             |
| iii. Bonus issue                              | 0                | 0                    | 0                    | 0             |
| iv. Private Placement/ Preferential allotment | 0                | 0                    | 0                    | 0             |
| v. ESOPs                                      | 0                | 0                    | 0                    | 0             |
| vi. Sweat equity shares allotted              | 0                | 0                    | 0                    | 0             |
| vii. Conversion of Preference share           | 0                | 0                    | 0                    | 0             |

|                                     |         |            |            |   |
|-------------------------------------|---------|------------|------------|---|
| viii. Conversion of Debentures      | 0       | 0          | 0          | 0 |
| ix. GDRs/ADRs                       | 0       | 0          | 0          | 0 |
| x. Others, specify<br><div></div>   |         |            |            |   |
| <b>Decrease during the year</b>     | 0       | 0          | 0          | 0 |
| i. Buy-back of shares               | 0       | 0          | 0          | 0 |
| ii. Shares forfeited                | 0       | 0          | 0          | 0 |
| iii. Reduction of share capital     | 0       | 0          | 0          | 0 |
| iv. Others, specify<br><div></div>  |         |            |            |   |
| <b>At the end of the year</b>       | 200,000 | 20,000,000 | 20,000,000 |   |
|                                     |         |            |            |   |
| <b>Preference shares</b>            |         |            |            |   |
| <b>At the beginning of the year</b> | 0       | 0          | 0          |   |
| <b>Increase during the year</b>     | 0       | 0          | 0          | 0 |
| i. Issues of shares                 | 0       | 0          | 0          | 0 |
| ii. Re-issue of forfeited shares    | 0       | 0          | 0          | 0 |
| iii. Others, specify<br><div></div> |         |            |            |   |
| <b>Decrease during the year</b>     | 0       | 0          | 0          | 0 |
| i. Redemption of shares             | 0       | 0          | 0          | 0 |
| ii. Shares forfeited                | 0       | 0          | 0          | 0 |
| iii. Reduction of share capital     | 0       | 0          | 0          | 0 |
| iv. Others, specify<br><div></div>  |         |            |            |   |
| <b>At the end of the year</b>       | 0       | 0          | 0          |   |

(ii) Details of stock split/consolidation during the year (for each class of shares)

0

| Class of shares              |                      | (i) | (ii) | (iii) |
|------------------------------|----------------------|-----|------|-------|
| Before split / Consolidation | Number of shares     |     |      |       |
|                              | Face value per share |     |      |       |
| After split / Consolidation  | Number of shares     |     |      |       |
|                              | Face value per share |     |      |       |

**(iii) Details of shares/Debentures Transfers since closure date of last financial year (or in the case of the first return at any time since the incorporation of the company) \***

☒ Nil

[Details being provided in a CD/Digital Media]

☐

Yes

☐

No

☐

Not Applicable

Separate sheet attached for details of transfers

☐

Yes

☐

No

Note: In case list of transfer exceeds 10, option for submission as a separate sheet attachment or submission in a CD/Digital Media may be shown.

|  |         |   |  |   |  |
|--|---------|---|--|---|--|
| Date of the previous annual general meeting        |         |   |  |   |  |
| Date of registration of transfer (Date Month Year) |         |   |  |   |  |
| Type of transfer                                   |         | 1 - Equity, 2- Preference Shares, 3 - Debentures, 4 - Stock |  |   |  |
| Number of Shares/ Debentures/ Units Transferred    |         |   |  | Amount per Share/ Debenture/Unit (in Rs.) |  |
| Ledger Folio of Transferor                         |         |   |  |   |  |
| Transferor's Name                                  |         |   |  |   |  |
|  | Surname | middle name   |  | first name                                |  |
| Ledger Folio of Transferee                         |         |   |  |   |  |
| Transferee's Name                                  |         |   |  |   |  |
|  | Surname | middle name   |  | first name                                |  |

|   |                      |  |                      |
|---|----------------------|--|----------------------|
| Date of registration of transfer (Date Month Year) <input type="text"/> |                      |  |                      |
| Type of transfer  | <input type="text"/> | 1 - Equity, 2- Preference Shares,3 - Debentures, 4 - Stock |                      |
| Number of Shares/ Debentures/<br>Units Transferred                      | <input type="text"/> | Amount per Share/<br>Debenture/Unit (in Rs.)               | <input type="text"/> |
| Ledger Folio of Transferor  |                      | <input type="text"/>                                       |                      |
| Transferor's Name   | <input type="text"/> | <input type="text"/>                                       | <input type="text"/> |
|   | Surname              | middle name  | first name           |
| Ledger Folio of Transferee  |                      | <input type="text"/>                                       |                      |
| Transferee's Name   | <input type="text"/> | <input type="text"/>                                       | <input type="text"/> |
|   | Surname              | middle name  | first name           |

**(iv) \*Indebtedness including debentures (Outstanding as at the end of financial year)**

| Particulars   | Number of units | Nominal value per unit | Total value |
|---|-----------------|------------------------|-------------|
| Non-convertible debentures  | 0               | 0                      | 0           |
| Partly convertible debentures   | 0               | 0                      | 0           |
| Fully convertible debentures  | 0               | 0                      | 0           |
| Secured Loans (including interest outstanding/accrued but not due for payment) excluding deposits   |                 |                        | 606,230,818 |
| Unsecured Loans (including interest outstanding/accrued but not due for payment) excluding deposits |                 |                        | 60,000,839  |
| Deposit   |                 |                        | 0           |
| <b>Total</b>  |                 |                        | 666,231,657 |

**Details of debentures**

| Class of debentures           | Outstanding as at the beginning of the year | Increase during the year | Decrease during the year | Outstanding as at the end of the year |
|-------------------------------|---|--------------------------|--------------------------|---------------------------------------|
| Non-convertible debentures    | 0   | 0                        | 0                        | 0                                     |
| Partly convertible debentures | 0   | 0                        | 0                        | 0                                     |
| Fully convertible debentures  | 0   | 0                        | 0                        | 0                                     |

**(v) Securities (other than shares and debentures)**

0

| Type of Securities | Number of Securities | Nominal Value of each Unit | Total Nominal Value | Paid up Value of each Unit | Total Paid up Value |
|--------------------|----------------------|----------------------------|---------------------|----------------------------|---------------------|
|                    |                      |                            |                     |                            |                     |
|                    |                      |                            |                     |                            |                     |
| <b>Total</b>       |                      |                            |                     |                            |                     |

**V. \*Turnover and net worth of the company (as defined in the Companies Act, 2013)****(i) Turnover**

1,902,382,572

**(ii) Net worth of the Company**

1,247,138,392

**VI. (a) \*SHARE HOLDING PATTERN - Promoters**

| S. No. | Category | Equity | Preference |
|--------|----------|--------|------------|
|--------|----------|--------|------------|

|     |   | Number of shares | Percentage | Number of shares | Percentage |
|-----|---|------------------|------------|------------------|------------|
| 1.  | Individual/Hindu Undivided Family       |                  |            |                  |            |
|     | (i) Indian                              | 200,000          | 100        | 0                |            |
|     | (ii) Non-resident Indian (NRI)          | 0                | 0          | 0                |            |
|     | (iii) Foreign national (other than NRI) | 0                | 0          | 0                |            |
| 2.  | Government                              |                  |            |                  |            |
|     | (i) Central Government                  | 0                | 0          | 0                |            |
|     | (ii) State Government                   | 0                | 0          | 0                |            |
|     | (iii) Government companies              | 0                | 0          | 0                |            |
| 3.  | Insurance companies                     | 0                | 0          | 0                |            |
| 4.  | Banks                                   | 0                | 0          | 0                |            |
| 5.  | Financial institutions                  | 0                | 0          | 0                |            |
| 6.  | Foreign institutional investors         | 0                | 0          | 0                |            |
| 7.  | Mutual funds                            | 0                | 0          | 0                |            |
| 8.  | Venture capital                         | 0                | 0          | 0                |            |
| 9.  | Body corporate<br>(not mentioned above) | 0                | 0          | 0                |            |
| 10. | Others                                  | 0                | 0          | 0                |            |
|     | <b>Total</b>                            | 200,000          | 100        | 0                | 0          |

**Total number of shareholders (promoters)**

7

**(b) \*SHARE HOLDING PATTERN - Public/Other than promoters**

| S. No. | Category                                | Equity           |            | Preference       |            |
|--------|---|------------------|------------|------------------|------------|
|        |   | Number of shares | Percentage | Number of shares | Percentage |
| 1.     | Individual/Hindu Undivided Family       |                  |            |                  |            |
|        | (i) Indian                              | 0                | 0          | 0                |            |
|        | (ii) Non-resident Indian (NRI)          | 0                | 0          | 0                |            |
|        | (iii) Foreign national (other than NRI) | 0                | 0          | 0                |            |



|     |   |   |   |   |   |
|-----|---|---|---|---|---|
| 2.  | Government                              |   |   |   |   |
|     | (i) Central Government                  | 0 | 0 | 0 |   |
|     | (ii) State Government                   | 0 | 0 | 0 |   |
|     | (iii) Government companies              | 0 | 0 | 0 |   |
| 3.  | Insurance companies                     | 0 | 0 | 0 |   |
| 4.  | Banks                                   | 0 | 0 | 0 |   |
| 5.  | Financial institutions                  | 0 | 0 | 0 |   |
| 6.  | Foreign institutional investors         | 0 | 0 | 0 |   |
| 7.  | Mutual funds                            | 0 | 0 | 0 |   |
| 8.  | Venture capital                         | 0 | 0 | 0 |   |
| 9.  | Body corporate<br>(not mentioned above) | 0 | 0 | 0 |   |
| 10. | Others                                  | 0 | 0 | 0 |   |
|     | <b>Total</b>                            | 0 | 0 | 0 | 0 |

**Total number of shareholders (other than promoters)**

0

**Total number of shareholders (Promoters+Public/  
Other than promoters)**

7

**VII. \*NUMBER OF PROMOTERS, MEMBERS, DEBENTURE HOLDERS**  
(Details, Promoters, Members (other than promoters), Debenture holders)

| Details                           | At the beginning of the year | At the end of the year |
|-----------------------------------|------------------------------|------------------------|
| Promoters                         | 7                            | 7                      |
| Members<br>(other than promoters) | 0                            | 0                      |
| Debenture holders                 | 0                            | 0                      |

**VIII. DETAILS OF DIRECTORS AND KEY MANAGERIAL PERSONNEL**

**(A) \*Composition of Board of Directors**

| Category | Number of directors at the<br>beginning of the year |               | Number of directors at the end<br>of the year |               | Percentage of shares held by<br>directors as at the end of year |               |
|----------|---|---------------|---|---------------|---|---------------|
|          | Executive   | Non-executive | Executive                                     | Non-executive | Executive   | Non-executive |

|  |   |   |   |   |       |   |
|--|---|---|---|---|-------|---|
| <b>A. Promoter</b>                       | 4 | 0 | 4 | 0 | 82.92 | 0 |
| <b>B. Non-Promoter</b>                   | 1 | 0 | 1 | 0 | 0     | 0 |
| (i) Non-Independent                      | 1 | 0 | 1 | 0 | 0     | 0 |
| (ii) Independent                         | 0 | 0 | 0 | 0 | 0     | 0 |
| <b>C. Nominee Directors representing</b> | 0 | 0 | 0 | 0 | 0     | 0 |
| (i) Banks & FIs                          | 0 | 0 | 0 | 0 | 0     | 0 |
| (ii) Investing institutions              | 0 | 0 | 0 | 0 | 0     | 0 |
| (iii) Government                         | 0 | 0 | 0 | 0 | 0     | 0 |
| (iv) Small share holders                 | 0 | 0 | 0 | 0 | 0     | 0 |
| (v) Others                               | 0 | 0 | 0 | 0 | 0     | 0 |
| <b>Total</b>                             | 5 | 0 | 5 | 0 | 82.92 | 0 |

**Number of Directors and Key managerial personnel (who is not director) as on the financial year end date**

5

**(B) (i) \*Details of directors and Key managerial personnel as on the closure of financial year**

| Name               | DIN/PAN  | Designation         | Number of equity share(s) held | Date of cessation (after closure of financial year : If any) |
|--------------------|----------|---------------------|--------------------------------|--|
| Dhanesh Kumar Jain | 01109024 | Managing Director   | 41,000                         |  |
| Rajender Jain      | 01061602 | Whole-time director | 67,160                         |  |
| Kusum Jain         | 01384377 | Whole-time director | 8,880                          |  |
| Sugat Jain         | 02144901 | Whole-time director | 48,800                         |  |
| Ashok Mohan Zutshi | 01061606 | Whole-time director | 0                              |  |

**(ii) Particulars of change in director(s) and Key managerial personnel during the year**

1

| Name               | DIN/PAN  | Designation at the beginning / during the financial year | Date of appointment/ change in designation/ cessation | Nature of change (Appointment/ Change in designation/ Cessation) |
|--------------------|----------|--|---|--|
| Ashok Mohan Zutshi | 01061606 | Whole-time director                                      | 01/04/2015  | Re-appointed as Whole Time Director                              |

**IX. MEETINGS OF MEMBERS/CLASS OF MEMBERS/BOARD/COMMITTEES OF THE BOARD OF DIRECTORS**

**A. MEMBERS/CLASS /REQUISITIONED/NCLT/COURT CONVENED MEETINGS**

Number of meetings held

1

| Type of meeting        | Date of meeting | Total Number of Members entitled to attend meeting | Attendance                 |                         |
|------------------------|-----------------|--|----------------------------|-------------------------|
|                        |                 |  | Number of members attended | % of total shareholding |
| Annual General Meeting | 30/09/2015      | 7  | 7                          | 100                     |

## B. BOARD MEETINGS

\*Number of meetings held

6

| S. No. | Date of meeting | Total Number of directors associated as on the date of meeting | Attendance                   |                 |
|--------|-----------------|--|------------------------------|-----------------|
|        |                 |  | Number of directors attended | % of attendance |
| 1      | 23/06/2015      | 5  | 5                            | 100             |
| 2      | 04/09/2015      | 5  | 4                            | 80              |
| 3      | 23/11/2015      | 5  | 5                            | 100             |
| 4      | 08/01/2016      | 5  | 5                            | 100             |
| 5      | 09/03/2016      | 5  | 5                            | 100             |
| 6      | 31/03/2016      | 5  | 5                            | 100             |

## C. COMMITTEE MEETINGS

Number of meetings held

1

| S. No. | Type of meeting | Date of meeting | Total Number of Members as on the date of the meeting | Attendance                 |                 |
|--------|-----------------|-----------------|---|----------------------------|-----------------|
|        |                 |                 |   | Number of members attended | % of attendance |
| 1      | CSR Committee   | 04/09/2015      | 5   | 4                          | 80              |

## D. \*ATTENDANCE OF DIRECTORS

| S. No. | Name of the director | Board Meetings   |                             |                 | Committee Meetings                                       |                             |                 | Whether attended AGM held on |
|--------|----------------------|--|-----------------------------|-----------------|--|-----------------------------|-----------------|------------------------------|
|        |                      | Number of Meetings which director was entitled to attend | Number of Meetings attended | % of attendance | Number of Meetings which director was entitled to attend | Number of Meetings attended | % of attendance | 30/09/2016                   |
|        |                      |  |                             |                 |  |                             |                 | (Y/N/NA)                     |
| 1      | Dhanesh Kum          | 6  | 6                           | 100             | 1  | 1                           | 100             | Yes                          |
| 2      | Rajender Jain        | 6  | 6                           | 100             | 1  | 1                           | 100             | Yes                          |
| 3      | Kusum Jain           | 6  | 6                           | 100             | 1  | 1                           | 100             | Yes                          |
| 4      | Sugat Jain           | 6  | 6                           | 100             | 1  | 1                           | 100             | Yes                          |
| 5      | Ashok Mohan          | 6  | 5                           | 83.33333333     | 1  | 0                           | 0               | No                           |

**X. \*REMUNERATION OF DIRECTORS AND KEY MANAGERIAL PERSONNEL**

☐ Nil

Number of Managing Director, Whole-time Directors and/or Manager whose remuneration details to be entered

5

| S. No. | Name              | Designation     | Gross Salary | Commission | Stock Option/<br>Sweat equity | Others    | Total Amount |
|--------|-------------------|-----------------|--------------|------------|-------------------------------|-----------|--------------|
| 1      | Dhanesh Kumar Jai | Managing Direct | 19,237,200   | 15,000,000 | 0                             | 2,304,000 | 36,541,200   |
| 2      | Rajender Jain     | Whole Time Dire | 9,637,200    | 15,000,000 | 0                             | 1,152,000 | 25,789,200   |
| 3      | Kusum Jain        | Whole Time Dire | 9,600,000    | 0          | 0                             | 1,152,000 | 10,752,000   |
| 4      | Sugat Jain        | Whole Time Dire | 4,837,200    | 0          | 0                             | 576,000   | 5,413,200    |
| 5      | Ashok Mohan Zutsh | Whole Time Dire | 8,765,515    | 0          | 0                             | 1,008,000 | 9,773,515    |
|        | Total             |                 | 52,077,115   | 30,000,000 | 0                             | 6,192,000 | 88,269,115   |

Number of CEO, CFO and Company secretary whose remuneration details to be entered

0

| S. No. | Name  | Designation | Gross Salary | Commission | Stock Option/<br>Sweat equity | Others | Total Amount |
|--------|-------|-------------|--------------|------------|-------------------------------|--------|--------------|
| 1      |       |             |              |            |                               |        | 0            |
|        | Total |             |              |            |                               |        |              |

Number of other directors whose remuneration details to be entered

0

| S. No. | Name | Designation | Gross Salary | Commission | Stock Option/<br>Sweat equity | Others | Total Amount |
|--------|------|-------------|--------------|------------|-------------------------------|--------|--------------|
| 1      |      |             |              |            |                               |        | 0            |

| S. No. | Name  | Designation | Gross Salary | Commission | Stock Option/<br>Sweat equity | Others | Total<br>Amount |
|--------|-------|-------------|--------------|------------|-------------------------------|--------|-----------------|
|        | Total |             |              |            |                               |        |                 |

#### XI. MATTERS RELATED TO CERTIFICATION OF COMPLIANCES AND DISCLOSURES

\* A. Whether the company has made compliances and disclosures in respect of applicable provisions of the Companies Act, 2013 during the year ☒ Yes ☐ No

B. If No, give reasons/observations

#### XII. PENALTY AND PUNISHMENT - DETAILS THEREOF

(A) DETAILS OF PENALTIES / PUNISHMENT IMPOSED ON COMPANY/DIRECTORS /OFFICERS ☒ Nil

| Name of the company/ directors/ officers | Name of the court/ concerned Authority | Date of Order | Name of the Act and section under which penalised / punished | Details of penalty/ punishment | Details of appeal (if any) including present status |
|--|--|---------------|--|--------------------------------|---|
|  |  |               |  |                                |   |

(B) DETAILS OF COMPOUNDING OF OFFENCES ☒ Nil

| Name of the company/ directors/ officers | Name of the court/ concerned Authority | Date of Order | Name of the Act and section under which offence committed | Particulars of offence | Amount of compounding (in Rupees) |
|--|--|---------------|---|------------------------|-----------------------------------|
|  |  |               |   |                        |                                   |

#### XIII. Whether complete list of shareholders, debenture holders has been enclosed as an attachment

☒ Yes ☐ No

#### XIV. COMPLIANCE OF SUB-SECTION (2) OF SECTION 92, IN CASE OF LISTED COMPANIES

In case of a listed company or a company having paid up share capital of Ten Crore rupees or more or turnover of Fifty Crore rupees or more, details of company secretary in whole time practice certifying the annual return in Form MGT-8.

Name

Gulshan Kumar Gupta

Whether associate or fellow

☐ Associate ☒ Fellow

Certificate of practice number

3925

**I/We certify that:**

- (a) The return states the facts, as they stood on the date of the closure of the financial year aforesaid correctly and adequately.
- (b) Unless otherwise expressly stated to the contrary elsewhere in this Return, the Company has complied with all the provisions of the Act during the financial year.
- (c) The company has not, since the date of the closure of the last financial year with reference to which the last return was submitted or in the case of a first return since the date of the incorporation of the company, issued any invitation to the public to subscribe for any securities of the company.
- (d) Where the annual return discloses the fact that the number of members, (except in case of a one person company), of the company exceeds two hundred, the excess consists wholly of persons who under second proviso to clause (ii) of sub-section (68) of section 2 of the Act are not to be included in reckoning the number of two hundred.

**Declaration**

I am Authorised by the Board of Directors of the company vide resolution no. ...  dated

(DD/MM/YYYY) to sign this form and declare that all the requirements of the Companies Act, 2013 and the rules made thereunder in respect of the subject matter of this form and matters incidental thereto have been complied with. I further declare that:

1. Whatever is stated in this form and in the attachments thereto is true, correct and complete and no information material to the subject matter of this form has been suppressed or concealed and is as per the original records maintained by the company.
2. All the required attachments have been completely and legibly attached to this form.

**Note: Attention is also drawn to the provisions of Section 447, section 448 and 449 of the Companies Act, 2013 which provide for punishment for fraud, punishment for false statement and punishment for false evidence respectively.**

**To be digitally signed by**

Director



DIN of the director

**To be digitally signed by**

- ☐ Company Secretary
- ☒ Company secretary in practice

Membership number Certificate of practice number **Attachments**

1. List of share holders, debenture holders
2. Approval letter for extension of AGM;
3. Copy of MGT-8;
4. Optional Attachement(s), if any

**List of attachments**

LIST.pdf  
RATNA SAGAR\_MGT-8.pdf

**This eForm has been taken on file maintained by the Registrar of Companies through electronic mode and on the basis of statement of correctness given by the company**





**LIST OF EQUITY SHAREHOLDERS AS AT 31.03.2016**

FACE VALUE PER EQUITY SHARE RS 100.00

| Ledger Folio No.                              | Name of Shareholder | Father / Husband Name  | Address  | No. of Shares   |
|---|---------------------|------------------------|--|-----------------|
| 1   | Dhanesh Kumar Jain  | Sh. J. R. Jain         | 24, Flag Staff Road, Civil Lines, Delhi 110054 | 41,000          |
| 2   | Rajender Jain       | Sh. J. R. Jain         | 82, Veer Nagar, Jain Colony, Delhi 110007      | 67,160          |
| 4   | Kusum Jain          | Dr. Dhanesh Kumar Jain | 24, Flag Staff Road, Civil Lines, Delhi 110054 | 8,880           |
| 5   | Sugat Jain          | Dr. Dhanesh Kumar Jain | 24, Flag Staff Road, Civil Lines, Delhi 110054 | 48,800          |
| 6   | Amit Jain           | Sh. Rajender Jain      | 82, Veer Nagar, Jain Colony, Delhi 110007      | 10,080          |
| 7   | Rahul Jain          | Sh. Rajender Jain      | 82, Veer Nagar, Jain Colony, Delhi 110007      | 16,080          |
| 26  | Aruna Jain          | Sh. Rajender Jain      | 82, Veer Nagar, Jain Colony, Delhi 110007      | 8,000           |
| <b>TOTAL EQUITY SHARES OF RS. 100.00 EACH</b> |                     |                        |  | <b>2,00,000</b> |

For Ratna Sagar Private Limited

  
Rajender Jain  
Whole Time Director  
DIN: 01061602

  
Dhanesh Kumar Jain  
Managing Director  
DIN: 01109024



## **GUPTA GULSHAN & ASSOCIATES**

Company Secretaries

30, Sweet Home Apartment,  
Sector 14, Rohini, Delhi 110085

✉ gulshanguptacs@gmail.com

☎ 475 10390, 98105 10390


### **FORM NO. MGT-8**

*[Pursuant to section 92(2) of the Companies Act, 2013 and rule 11(2) of Companies Management and Administration) Rules, 2014]*


#### **CERTIFICATE BY A COMPANY SECRETARY IN PRACTICE**

We have examined the registers, records and books and papers of **Ratna Sagar Private Limited** (the Company) as required to be maintained under the Companies Act, 2013 (the Act) and the rules made thereunder for the financial year ended on **31.03.2016**. In our opinion and to the best of my information and according to the examinations carried out by us and explanations furnished to us by the company, its officers and agents, we certify that:


- A. The Annual Return (Form MGT-7) states the facts as at the close of the aforesaid financial year correctly and adequately.
- B. During the aforesaid financial year the Company has complied with provisions of the Act and Rules made there under in respect of:
1. Its status under the Act.
  2. Maintenance of registers, records and making entries therein within the time prescribed therefor.
  3. Filing of forms and returns as stated in the annual return, with the Registrar of Companies, Regional Director, Central Government, the Tribunal, Court or other authorities within or beyond the prescribed time. However format of Annual Return (Form MGT-7 as amended) does not state the list of forms and returns filed with such authorities.
  4. Convening and holding meetings of Board of Directors or its committees and the meetings of the members of the company on due dates as stated in the annual return in respect of which meetings, proper notices were given and the proceedings including the circular resolutions have been properly recorded in the Minute Book and registers maintained for the purpose and the same have been signed. During the financial year no resolution was passed through postal ballot.
  5. Company has not closed its Register of Members during the period under review.



6. During the financial year company has not granted any loan and Advances to its directors and persons or firms or companies referred in section 185 of the Act.
7. During the financial year company has not entered into Contracts or arrangements with related parties as specified in section 188 of the Act. Further terms of contracts or agreements which are in existence before the commencement of financial year were not altered during the financial year. Transactions entered into with related parties during the financial year were at arm's length price.
8. Company has not made any Issue, allotment, transfer, transmission or buys back of securities or redemption of preference shares, debentures, alteration or reduction of share capital, conversion of shares or securities.
9. There was no instance of rights shares and bonus shares during the financial year hence comments regarding keeping in abeyance the rights to rights shares and bonus shares pending registration of transfer of shares in compliance with the provisions of the Act are not required. Further, there was no instance to keep rights to dividend on equity shares in abeyance hence comments regarding keeping in abeyance the rights to dividend are not required.
10. Declaration and Payment of Dividend on equity shares was in accordance with provisions of Section 125 of the Act. However Company was not required to transfer any amount to Investor Education and Protection Fund.
11. Signing of audited financial statement as per the provisions of section 134 of the Act and report of directors is as per sub - sections (3), (4) and (5) thereof.
12. Constitution / appointment / re-appointments / disclosures of the Directors, Key Managerial Personnel and the remuneration paid to them. However no instance of retirement of directors or filling up casual vacancies among directors, hence no comments required in that regard.
13. Appointment / reappointment of auditors as per the provisions of section 139 of the Act. However during the financial year no casual vacancy for auditors arises.
14. Company has not obtained any approval from Central Government, Tribunal, Regional Director, Registrar, Court or such other authorities under the various provisions of the Act.
15. During the financial year company has not accepted or renewed any deposit falling within purview of Act.



16. Borrowings from its directors, public financial institutions, banks, and others and creation / modification / satisfaction of charges in that respect, wherever applicable. Company has not borrowed any amount from its members.
17. Company has not given any loans, made investments or guarantees given or providing of securities to other bodies corporate or persons falling under the provisions of section 186 of the Act.
18. Company has not altered provisions of Memorandum and Articles of Association during the period under review.



For Gupta Gulshan & Associates  
Company Secretaries

Gulshan Kumar Gupta  
Membership No., FCS: 5576  
Certificate of Practice No. 3925

Place: Delhi  
Dated: 12.11.2016